


## TACCOR LASER DATASHEET

# TURN-KEY GHZ FEMTOSECOND LASER

Novanta develops photonics solutions specializing in cutting-edge components and sub-systems for laser-based diagnostic, analytical, micromachining and fine material processing applications. Powerful lasers, coupled with advanced beam steering and intelligent sub-systems incorporating software and controls, deliver extreme precision and performance, tailored to our customers' demanding applications.



*Self-locking and maintaining, wavelength tunable*

## INTELLIGENT CONTROL

The taccor is a unique turn-key femtosecond laser with a 1 GHz or 10 GHz repetition rate that delivers up to 1.8 W of average power in pulses that can be <30 fs. Tunability is offered between 740 nm and 930 nm. Its innovative design combines a compact hermetically sealed, vibration-resistant laser head that incorporates the Ti:Sapphire oscillator and pump laser, with a full-feature control unit. The control unit provides intelligent control that monitors laser performance and carries out diagnostics analysis. The result is a highly stable and reproducible product with a long lifetime and low cost of ownership.

There are four versions of the taccor: The taccor one offers a selectable (fixed) wavelength; the taccor power is optimised to produce the highest power; the taccor tune offers the flexibility of a tunable wavelength using a touch screen or control software and the taccor x10 operating at a 10 times higher repetition rate.

## OPTIONAL FEATURES

### Active locking of repetition rate and pulse timing

The TL-1000 is an optional supporting unit that enables tight phase-locking of the repetition rate to an external reference with jitter <100 fs. TL-1000-ASOPS enables a repetition rate offset lock between two GHz oscillators of 2 kHz to 20 kHz allowing ultrafast time-domain spectroscopy without a mechanical delay stage.

### Pulse train monitoring

An integrated high bandwidth (10 GHz) photodiode can be used for repetition rate monitoring and to supply a signal to the TL-1000 units or external electronics.

### Repetition rate control

Control of the repetition rate and active feedback is enabled by cavity mirrors mounted on a fast and slow piezo crystal enabling rapid feedback and drift control simultaneously; in combination with the TL-1000 unit, this offers precision closed loop stabilisation of the repetition rate. Alternatively, the piezos can be driven by customer supplied electronics.

### CEPLoQ™ technology

CEPLoQ™ is our patented technology that directly modulates the pump power to maintain phase stabilisation without the use of an AOM. This leads to faster and more stable responses than the traditional method.

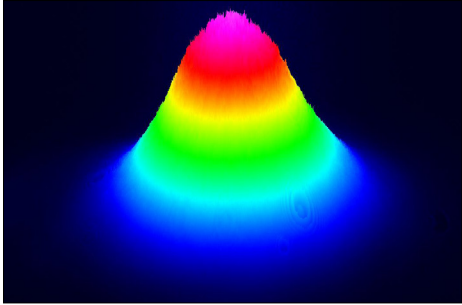
### Second harmonic generation

Together with A.P.E Angewandte Physik & Elektronik GmbH, Laser Quantum can offer the HarmoniXX second harmonic frequency converter for use with the taccor power. Maintaining the benefits of the 1 GHz repetition rate, it offers up to 250 mW of frequency doubled output.

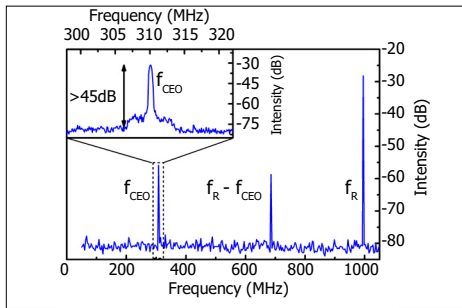
# TACCOR LASER DATASHEET

## TACCOR POWER

The taccor power is optimised for the highest possible output, offering up to 1.8 W at the Ti:Sapphire gain maximum around 800 nm.



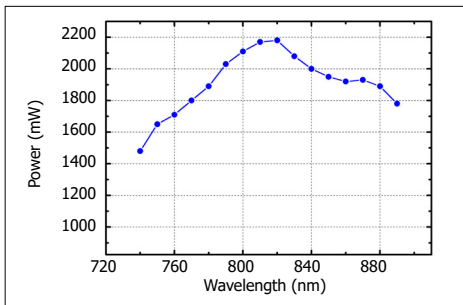
3D beam profile from a taccor series laser.



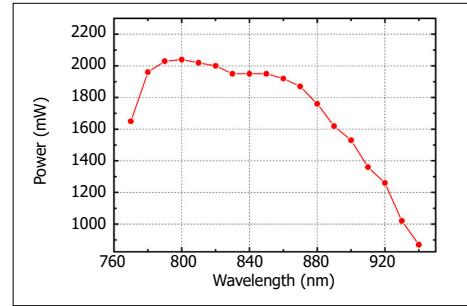
RF spectrum showing the  $f_{CEO}$  beat, the difference frequency of the repetition rate with the  $f_{CEO}$  beat and the repetition rate. The noise floor is given by the spectrum analyser. The

## TACCOR TUNE

The taccor tune offers the flexibility of a tuneable wavelength using a touch screen or control software; a true hands free laser covering the wavelength regime from 740 nm to 930 nm which is unique to the market.



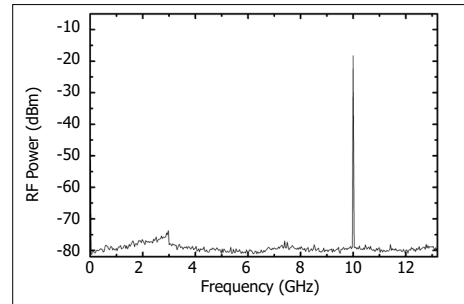
Power tuning curve for the short wavelength taccor tune (example shown is taccor tune 10).



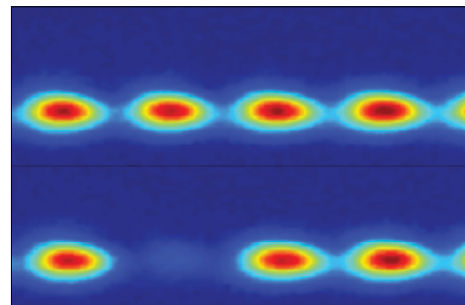
Power tuning curve for the long wavelength taccor tune (example shown is taccor tune 10).

## TACCOR X10

The high repetition rate (10 GHz) version of the taccor. Giving up to 1 mW per comb line spaced by 10 GHz, the taccor x10 is unique to the market and opens a wide field of new applications such as resolved mode spectroscopy, low-noise microwave generation, astrocombs or arbitrary waveform generation. Analogue to the other version of the taccor, the taccor x10 can also be configured to allow the control of the repetition rate and gives modulation access for the pump power to enable an easy control of the carrier offset frequency.



RF spectrum of the signal from the high bandwidth repetition rate measurement photodiode in the taccor (PD option). The noise floor is given by the spectrum analyser.



Individually resolved comb modes after passing the taccor x10 beam through a Rb cell. In the lower image, one mode is on resonance with an absorption line.

## TACCOR LASER DATASHEET

Specification*	taccor power	taccor tune	taccor X10
Average Power Output <sup>1</sup>	power 6 >1000 mW power 10 >1800 mW	tune 10 > 1800 mW	>1000 mW
Center Wavelength	nominal 800 nm (+/-20 nm)	740 nm to 930 nm (tunable) <sup>3</sup>	nominal 800 nm (+/-20 nm)
Pulse Duration <sup>4</sup>	<30 fs	<80 fs	<50 fs
Spectral FWHM	>23 nm	~15 nm	>15 nm
Repetition Rate <sup>5</sup>	1 GHz		10 GHz
Pulse Energy	0.8 nJ to 1.8 nJ	1.3 nJ - 1.8 nJ taccor tune 10	>100 pJ
Beam Size	0.8 mm +/-0.3 mm		0.7mm +/-0.3 mm
Divergence	2.0 mrad +/-0.5 mrad		<10 mrad
M-Squared	<1.2 (sag plane), <1.2 (tan plane)	<1.2 (sag plane) <1.6 (tan plane)	<1.5 (sag plane), <1.5 (tan plane)
Power Stability <sup>6</sup>	<1%		
Noise (RMS)	<0.05%		
Polarization Ratio	>100:1		
Polarisation Direction	Horizontal		
Operating Temperature	21°C +/- 5°C		
Applications	two photon microscopy, two photon polymerisation, optical precision metrology, ASOPS, optical spectroscopy, ultrafast spectroscopy, frequency comb generation, arbitrary waveform generation, calibration of spectographs (astrometry)		

\*Laser Quantum operates a continuous improvement programme which can result in specifications being improved without notice.

<sup>1</sup>For the taccor one and taccor tune, the values stated are ~800 nm and will vary across the wavelength range.

<sup>2</sup>Select at time of order, fixed with accuracy  $\pm 3$  nm, higher accuracy available on request.

<sup>3</sup>Choose between blue (740–880 nm) and red (780–930 nm) tuning range upon order.

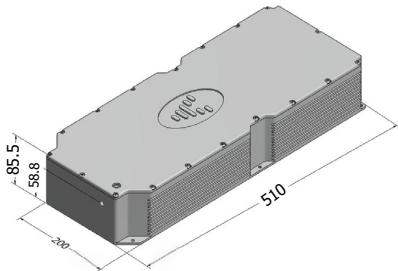
<sup>4</sup>Achieved with optional extra cavity dispersion compensation.

<sup>5</sup>Repetition rate: accuracy  $\pm 10$  MHz and for the taccor x10 accuracy  $\pm 25$  MHz, higher accuracy available on request.

<sup>6</sup>Measured over 8 hours after cold start within operating temperature range.

# TACCOR LASER DATASHEET

## DIMENSIONS (MM)

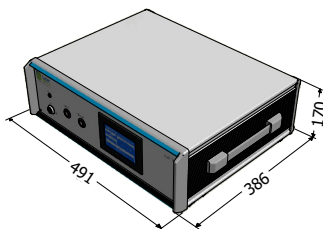


Drawings are for illustrative purposes only, please contact us for complete engineer's drawings

## ADDITIONAL INFORMATION

- Enables two-colour pump-probe experiments
- Umbilical length: 2 m
- Head weight: 15 kgs
- Cooling system included
- Warm-up time: 10 minutes
- Self-locking and maintaining
- Stable and robust
- True hands off turn-key system
- Wavelength tuneable
- Integrated pump laser
- The taccor is compatible with the Laser Quantum's software that allows connection to the Laser Quantum support team for monitoring laser performance and diagnosing opportunities for carrying out laser optimisation.
- Pump power modulation - Modulation access to the pump power with a bandwidth of >100 kHz and modulation depth up to  $\pm 1\%$  is provided for feedback purposes.

## POWER SUPPLY UNIT



## CONTACT US

### Americas, Asia Pacific

Novanta Headquarters  
Bedford, USA  
P +1-781-266-5700

Photonics@Novanta.com

### Europe, Middle East, Africa

Novanta Europe GmbH  
Wackersdorf, Germany  
P +49 9431 7984-0

Milan, Italy  
P +39-039-793-710

Photonics@Novanta.com

### China

Novanta Sales & Service Office  
Shenzhen, China  
P +86-755-8280-5395

Suzhou, China  
P +86-512-6283-7080

Photonics.China@Novanta.com


### Japan

Novanta Service & Sales Office  
Tokyo, Japan  
P +81-3-5753-2460

Photonics.Japan@Novanta.com

光と人をつなぐ

# Rayture Systems



レイチャーシステムズ株式会社

〒160-0006 東京都新宿区舟町7 ロクサンビル7F

TEL : 03-3351-0717 FAX : 03-3351-6771

URL : <http://www.rayture-sys.co.jp>

E-mail : [laser@rayture-sys.co.jp](mailto:laser@rayture-sys.co.jp)